


bead bumpers and counters



These supports were designed to help move small objects through the line and to easily count large numbers of beads. We use these supports as tray inserts but they would also be great liners for your permanent shelving and drawers.



bead bumper



MATERIALS *1/8" ethafoam sheet, tri-rod foam, foam knife, glue gun*

1. Cut the foam the size you want your base to be. 2. Cut a piece of tri-rod foam the same length as the perimeter of the foam sheet base. 3. Using a foam knife make angled cuts part way through the foam in three places corresponding to the dimensions of the base; bevel the ends so that they fit together at a right angle. 4. Next, slice this piece of foam in half (each piece of cut tri-rod will give us two bumpers). 5. Glue the flat side of the tri-rod down onto the ethafoam sheet. Get the glue close enough to the inner edges to keep things from slipping underneath. A jig (shown at left) can be constructed to enable you to notch several pieces of tri-rod at once

bead counter

MATERIALS: *cardboard, 1/4" volara, 1" diameter pipe sharpened at one end, hot melt glue and glue gun, screws, board*

1. Cut a piece of cardboard for the base in the size you require. We usually make ours 10 x 10, but you may choose to make your tray smaller. 2. Next, cut the 1/4" volara the same size as your cardboard base and secure the edges down with hot melt glue. 3. Using a pattern, cut evenly spaced circles through the volara with a 1" diameter pipe sharpened at one end. 4. Next, cut 1/8" volara slightly bigger than your board size. 5. Now this is the tricky part; put a drop of hot melt glue onto the cardboard through each hole in the 1/4" volara. Lay the 1/8" volara on top and press down. This works best with a tool such as the screw press, shown above, which is designed to make a depression in each pre-cut hole. 6. To finish the tray we like to glue a trim of 1/4" backer rod around the edges to prevent any beads or other small objects from rolling off the tray.



the guide WHERE TO FIND IT

As seen in NMAI Moving episode entitled **THE APPLICATION OF CYCLODODECANE AND EASY SUPPORTS: Good Tips 1 & 2.**

.....

bead bumpers

● **TRIANGULAR ROD**, "TRI-ROD" brand up to 2" available from **Granite State Log Homes**, 773 Tenney Mountain Highway, Plymouth, NH 03264; tel: 603-536-4949 or 800-585-9605, fax: 603-536-2980; www.granitestateloghomes.com

● **POLYETHYLENE FOAM SHEET** (1/8"). Manufactured by Dow. Available from **Rempac Foam Corporation**, 61 Kuller Road, P.O. Box 2585, Clifton, NJ 07015; tel: 973-881-8880, fax: 973-881-9368 www.rempac.com

● **POLYGUN LT LOW TEMPERATURE HOT MELT GLUE GUN** manufactured by 3M, for paperboard and foam.

ETHYLENE VINYL ACETATE COPOLYMER LOW MELT **GLUE STICKS** (3M #3792 LMQ). **Tape Systems, Inc.**, 460 East Sandford Blvd., Mount Vernon, NY 10550, tel: 914-668-3700, fax: 914-668-3987, www.tapesys.com

● **PRE-MADE TAB AND SLOT TRAYS** (Various sizes), Manufactured, fabricated, and sold by **Coroplast**, 700 Vadnais, Granby, Quebec, J2J 1A7, tel: 800-361-5150, fax: 450-378-0835

● **FOOD SERVICE KNIVES**
6" Produce (square-tipped) \$14.02,
8" Fillet (pointed-tip) \$17.70, from **McMaster Carr**, P.O. Box 440, New Brunswick, NJ 08903-0440; tel: 732-329-3200, fax: 732-329-3772, www.mcmastercarr.com

.....

bead counters

● **VOLARA** 1/8" and 1/4", Available from **Reilly Foam**, 1101 Hector Street, Conshohocken, PA 19428; Tel: 900-603-FOAM, 640-834-1900; Fax: 610-834-0769, www.reillyfoam.com

● **EXTRUDED POLYETHYLENE FOAM CIRCULAR BACKER ROD**, various diameters. Available from **Kenseal Construction Products Corp.**, 10501 Tucker Street, Beltsville, MD 20705; tel: 301-595-4044, Fax: 301-595-3261.

.....
FOR FURTHER INFORMATION CONTACT:

EMILY KAPLAN
kaplane@nmaicrc.si.edu
301-238-6624 x 6316

ANGELA YVARRA MCGREW
yvarraa@si.edu
212-514-3977

