

Conservation Treatment Training at Paul Messier LLC

Tatiana Sayatina
The State Hermitage Museum


Platinum print



Before treatment, normal illumination



Removing from mount




Light bleaching



After light-bleaching for 5 hours



Before treatment, normal illumination



After light-bleaching for 5 hours

Daguerreotype



before treatment, normal illumination



Removing non-original tape
(Filmoplast P90)




Removing non-original tape with hot air gun



**temporary box for
daguerreotype plate**

Daguerreotype plate back



UVA visible fluorescence



UVC visible fluorescence

Greenish fluorescence, a copper cyanide compound


**Washing
daguerreotype
plate**



**Immerse in dilute
ammonium hydroxide
solution**



**Rinse with isopropanol and
acetone after washing in
distilled water**



**Speed up drying with a
hair dryer (set on cool)**


Silver-gelatin POP prints on album pages



Before treatment, raking illumination

**Silver-gelatin print
without baryta layer**

before treatment



Normal illumination



Raking illumination

Silver-gelatin DOP print, before treatment



Normal illumination



Specular illumination

Silver-gelatin DOP print



Consolidation with gelatin



Specular illumination

Silver-gelatin DOP print, before treatment



Normal illumination



specular illumination

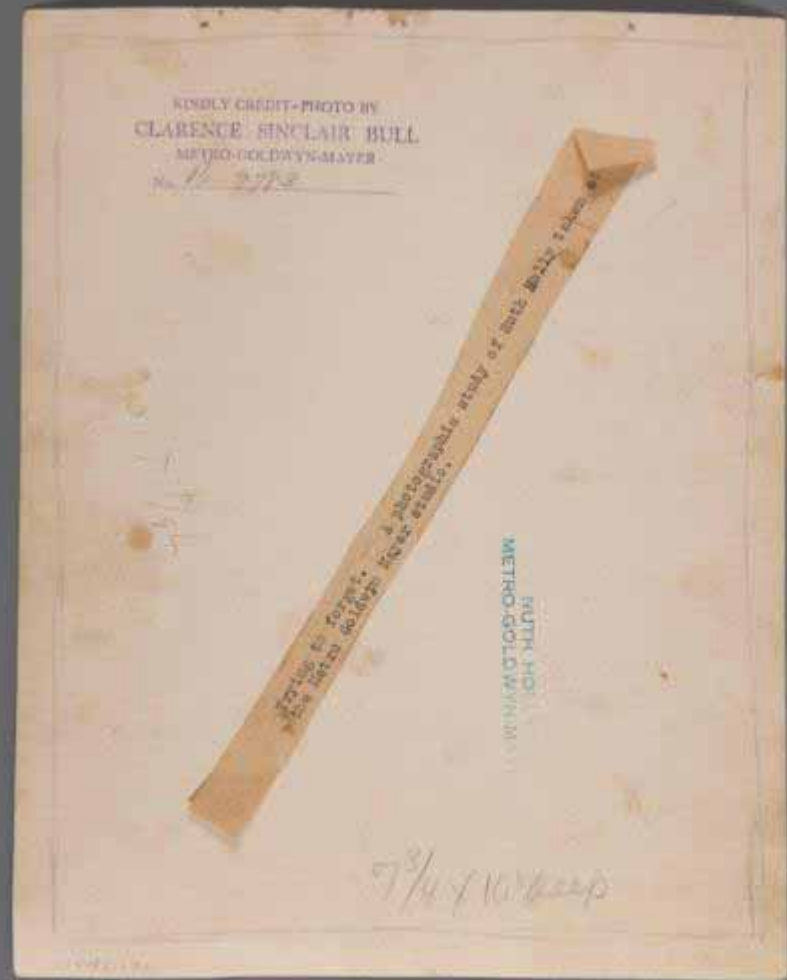
Humidification and Flattening



Silver-gelatin DOP print, before treatment



front




back

Normal illumination

**Silver-gelatin DOP print
before treatment**



front



back



Specular illumination

Normal illumination